

NOTICE OF PUBLIC MEETING

LAFAYETTE CITY COUNCIL

DATE & TIME: Thursday, March 12, 2020 – 6:30 p.m.

PLACE: Council Chambers, 486 Third Street, Lafayette, OR 97127

AGENDA

INVOCATION

1. CALL TO ORDER
2. FLAG SALUTE
3. ROLL CALL
4. REPORT FROM YAMHILL COUNTY SHERIFF'S OFFICE Pg. 2
5. PRESENTATION: Ryan Pasquarella, CPA, FY 2019 Audit
6. PROCLAMATION: Child Abuse Prevention Month Pg. 3
7. APPROVAL OF MINUTES: City Council, February 13, 2020 Pg. 4
8. ADDITIONS TO OR DELETIONS FROM AGENDA
9. CITIZEN INPUT ON NON-AGENDA ITEMS:
Welcome! Public participation is encouraged. To address the Council on matters related to City government that are not on the meeting agenda, please raise your hand to be recognized by the Mayor and state your name and address for the record. All testimony is electronically recorded. If you wish to speak during the meeting on a specific agenda item, please wait for that topic to be called by the Mayor, then raise your hand to be recognized. A time limit may be imposed by the Mayor, who shall Chair the meeting and maintain Council meeting decorum.
10. ACTION ITEMS:
 - a. Ratification of Decision to Decommission Well Pg. 8
 - b. Approval of Approximate Debt Repayment Schedule with McMinnville Water & Light Pg.11
 - c. Revised Capital Improvement Plan for Fiscal Year 2020 Pg. 13
11. DEPARTMENT REPORTS:
 - a. Public Works Pg. 16
 - Water Production and Consumption Pg. 17
 - b. Fire Pg. 23
 - c. Administration Pg. 26
 - Accounts Payable
 - Comment Cards
12. COMMITTEE REPORTS
13. COUNCILOR'S REPORTS
14. MAYOR'S REPORT
15. ADJOURNMENT
The Council Chambers is accessible. If you need an accommodation to attend or participate in a meeting, please notify the City at (503) 864-2451 at least 24 hours prior to the meeting. Any proposed ordinance is available for public inspection at City Hall.



**Yamhill County Sheriff's Office
Crime Summary for LAFAYETTE
From 2/1/2020 to 2/29/2020**

City	UCR Description	2/1/2019 to 3/1/2019	2/1/2020 to 2/29/2020	Percentage Change	YTD	Prior Year
LAFAYETTE						
Part 1						
	Aggravated Assault	0	0			8
	Burglary-Residence	1	0			5
	Larceny	4	1	-75.00 %	4	46
	Motor Vehicle Theft-Auto	0	0			6
	Rape	0	1		1	1
	Part 1 Total	5	2	-60.00 %	5	66
Part 2						
	All Other	0	0		1	4
	Disorderly Conduct	1	0			4
	Drug Laws	1	0			10
	DUII	1	0			7
	Family Offenses	0	0			1
	Forgery	0	0		2	2
	Fraud	1	0			4
	Liquor Laws	0	0			2
	Runaway	0	0		2	6
	Sex Offenses	0	0		1	7
	Simple Assault	1	2	100.00 %	8	38
	Stolen Property	0	0			2
	Trespass/Prowler	3	1	-66.67 %	1	18
	Vandalism	6	0		2	33
	Weapons	1	0		1	1
	Part 2 Total	15	3	-80.00 %	18	139
Part 3						
	All Other	5	7	40.00 %	14	70
	Non-Reportable Offenses	9	15	66.67 %	39	146
	Part 3 Total	14	22	36.36 %	53	216
	Total For LAFAYETTE	34	27	-20.59 %	76	421



Proclamation

Whereas, child abuse is considered to be one of our nation's most serious public health problems with scientific studies documenting the link between the abuse and neglect of children and a wide range of medical, emotional, psychological and behavioral disorders; and

Whereas, it is estimated that 1 in 4 children will suffer significant abuse before the age of 18, and annually over 84,000 Oregonian children are reported to the Department of Human Services as having been abused or neglected; and

Whereas, child victims who feel understood and supported are more likely to disclose their victimization, seek services to find healing, and participate in the justice process; and

Whereas, providing victims and their families with knowledge of their rights and available services further strengthens their ability to recover by restoring a sense of self-empowerment; and

Whereas, effective child abuse prevention programs succeed because of partnerships created among state and local government agencies, schools, faith communities, civic organizations, law enforcement agencies, and the business community; and

Whereas, the City of Lafayette is dedicated to strengthening child abuse survivors and their non-offending families in the aftermath of crime, building resilience in our communities, and working to prevent abuse and neglect.

NOW, THEREFORE, I hereby proclaim April 2020 to be

National Child Abuse Prevention Month

Signed,

Wade Witherspoon,
Council President

City of Lafayette
City Council Meeting Minutes
February 13, 2020 at 6:30 p.m.

- 1. CALL TO ORDER:** Mayor Sproul called the meeting to order at 6:30 p.m.
- 2. FLAG SALUTE:** Mayor Sproul led the flag salute.
- 3. ROLL CALL:** Assistant City Administrator Kevin Perkins called the Roll:
Present: Mayor Marie Sproul, Wade Witherspoon, Christine Brungardt, Doug Cook, Chris Harper, Kayla Paulsen
Excused: Sheila Neuman
City Staff Present: Preston Polasek, City Administrator; Kevin Perkins, Assistant City Administrator
Others: Deputy Andrew McMahon; Jeremy Rametes; Greg Goularte; Don Leard
- 4. REPORT FROM YAMHILL COUNTY SHERIFF’S OFFICE**
Deputy Andrew McMahon presented the monthly report to the City Council. In response to a question from Councilor Harper, McMahon stated that many of the larceny arrests are due to thefts from unlocked cars. Councilor Brungardt asked how many of the arrests are of the same individual for repeated behavior; Deputy McMahon said to his knowledge two of the assault arrests were repeated domestic violence offenses. He was unsure if there were more, but suspected there could be.
- 5. PRESENTATION:** Ryan Pasquarella, CPA, FY 2019 Audit
City Administrator Polasek stated that Pasquarella is ill and will be scheduled for another Council meeting to make his presentation. However, he added that the audit was a “clean” audit with no comments for the second year in a row.
- 6. APPROVAL OF MINUTES:** City Council, January 9, 2020
President Witherspoon asked for the acronyms to be spelled out in item 8-a and a reference to the contract materials in item 8-b.

Councilor Cook moved to approve the minutes as amended. Councilor Harper seconded the motion, which passed unanimously.
- 7. ADDITIONS TO OR DELETIONS FROM AGENDA**
None.
- 8. CITIZEN INPUT ON NON-AGENDA ITEMS:**
Greg Goularte, 553 Jefferson St.
Goularte stated that he appreciates Don and Janice Leard’s donation of the property and amenities at Abigail Scott Duniway Park, it is a very generous donation. He asked if there was any more information on the Dollar General being built; Administrator Polasek replied that so far no one has submitted a development application but staff has held a pre-application meeting

with representatives of the prospective developer. Goularte then asked if the City could be more proactive or quicker in dealing with RV's around town. There is one that has been moving from street to street with people living in it. Administrator Polasek discussed the applicable municipal code, the process, and the extreme difficulty in finding a towing company willing to tow RV's due to their low value as scrap.

9. ACTION ITEM:

a. Resolution 2020-01, Acceptance of Abigail Scott Duniway Park Donation from Don and Janice Leard

President Witherspoon noted the reversion clause in Exhibit A to Resolution No. 2020-01, which provides that the ownership of the property will revert to the Leards or their successors if the City were to take the property out of use as a park. Administrator Polasek explained that the clause is a piece of reassurance for all of the parties involved. He reviewed the Resolution before the Council and added that there are a few construction items, such as the lighting, left to complete before the park will be officially open. Don Leard added that the reversion is simply assurance that it will remain a park in perpetuity, but he does not believe that the clause will ever need to be activated.

Councilor Harper moved to approve as discussed, the revised Resolution 2020-01, Acceptance of Abigail Scott Duniway Park Donation from Don and Janice Leard. Councilor Brungardt seconded the motion, which passed unanimously.

10. DISCUSSION ITEMS:

a. Disposition of Vacant Jefferson Street Parcel.

Administrator Polasek reviewed the Council's prior discussion on this topic at the January 9, 2020 Council Meeting, the staff report and the additional materials submitted by resident Travis Johnson, who could not attend this meeting. Polasek stated that the right of first refusal notification would need to be close to the point of sale when the City has a bona fide offer for the property. Mayor Sproul stated that the Assessor's records report a market value of \$127,000 but a realtor acquaintance suggested that it would be closer to \$200,000. Polasek added that if the Council moves forward with putting the property up for sale, the next step will be to hire an appraiser for the formal appraisal.

President Witherspoon moved to proceed with a sale of the Jefferson Street parcel as discussed. Councilor Cook seconded the motion, which passed unanimously.

b. Community Garden

Mayor Sproul noted that the interest list provided to Council by staff contains only four people who have contacted the City to express interest in a Community Garden, and only two of those would be interested in volunteering to organize the garden effort. Administrator Polasek noted that one of the people on the list is a member of the Yamhill County Master Gardeners, who has a different concept for a community garden that she would like to propose to the City. There was consensus from the Council that they would like the Master Gardner to present her proposal to the Council.

11. DEPARTMENT REPORTS:

a. *Public Works*

Water Production and Consumption

Councilor Cook inquired about the “48-hour” notices in the report; Assistant Administrator Perkins stated those are the notifications to customers whose accounts are delinquent and have two days to cure the delinquency before their service is shut off. Perkins reviewed the billing process and timelines of notices when bills are not paid.

b. *Fire*

c. *Administration*

1) Old Bell: After seeing the condition of the bell and lacking any information on its history, Council suggested that the bell be put back in storage and considered for placement with future park development.

2) Budget Committee: There is one vacancy on the Budget Committee that needs to be filled prior to the first meeting.

3) Aquifer Storage and Recovery (ASR): Currently the City is injecting water into the ASR at a rate of 130-140 gallons per minute. The City is also due to file a report with the State for Cycle 8 of the ASR.

4) City Hall Staffing: A new Administrative Assistant has been selected from Express Personnel; her name is Audrey Nettrouer.

5) Sherwood Broadband: Administrator Polasek and Assistant Administrator Perkins met with the Sherwood City Manager and IT Director who are examining extending Sherwood’s municipal broadband service into Lafayette. They already serve Dayton and parts of McMinnville and are looking to expand.

6) Fire Equipment Grant: Staff requested direction on hiring a grant writer to assist with a grant for equipment for the fire department; the cost would be a percentage of any eventual award. Council supported the idea of contracting with the grant writer on a commission basis of 10% of the amount of the grant received by the City.

7) Department of Environmental Quality: Staff reported on the recent inspection of the wastewater treatment plant.

8) Kids on the Block (KOB) Meeting: City staff met with the City of McMinnville City Manager and Parks Director to discuss funding for the afterschool program at Wascher Elementary. Currently, the staff and costs are paid by the City of McMinnville, but the fundraising program that supported KOB is no longer active. McMinnville staff will set up a meeting with school district staff and would like a representative from Lafayette as well. President Witherspoon volunteered to represent the City in their discussions to encourage the McMinnville School District to take the leadership role in providing KOB.

9) Code Enforcement: Administrator Polasek discussed the challenges with finding staff time to complete code enforcement activities. The City has had some success in cleaning up a problematic property on 4th street, but the City is still looking to hire a part-time staff person dedicated to code enforcement.

12. COMMITTEE REPORTS

President Witherspoon asked for an update on the Veterans Park planning. Assistant City Administrator Perkins stated that City staff had met with the designers to get started on the process.

13. COUNCILOR’S REPORTS

None.

14. MAYOR’S REPORT

None.

15. EXECUTIVE SESSION

Mayor Sproul recessed the Council meeting 8:50 p.m. to enter into an Executive Session per ORS 192.660 (2)(i) To review and evaluate the employment-related performance of the chief executive officer of any public body, a public officer, employee or staff member who does not request an open hearing.

The Executive Session was adjourned at 9:13 p.m. and the Council Meeting immediately reconvened. No actions or motions resulted from discussion.

16. ADJOURNMENT

Councilor Brungardt moved to adjourn the meeting. Councilor Cook seconded the motion. There was no discussion and the motion passed unanimously.

Minutes approved on 12th day of March, 2020.

CERTIFIED:

ATTESTED:

Marie Sproul, Mayor

Kevin Perkins, Assistant City Administrator



Lafayette City Council

Meeting Date: March 12, 2020

Agenda Item: Ratification of Decision to Decommission Well for Pump Station Project

Requested Council Action:

Ratify the City Administrator's decision.

Staff Recommendation:

Ratify the decision.

Background:

On Thursday, February 27 while preparing the site for the water intertie pump station, the crew of Haworth construction uncovered an old well within the footprint of our future pump station building. In order for the pump station project to move forward, this well had to be decommissioned properly. Any delay to the pump station project could result in pushing back the water intertie project, so the decommissioning work had to take place immediately.

On Friday, February 28 our consultant team scrambled to find a qualified contractor and take the necessary procurement and permitting actions. On Monday, March 2, the attached scope of work was approved by the City Administrator at the approximate cost of \$25,735 and the work will be complete by the end of March 6. The scope includes project management fees for GSI under our master services agreement with GSI and subcontracted decommission work by Schneider Water Services.

The cost of this work is beyond the City Administrator's authority of \$15,000, but due to the risk of postponing the pump station project, this work is regarded as a procurement emergency. With this agenda item, the Council is now asked to ratify this decision.

Financial Impact:

Approximately \$25,735 from Capital Improvement Program, project no. 9, Water Intertie Pump Station.

Alternative:

Council may require more information before making a decision.

Suggested Motion:

"I move to declare a procurement emergency and ratify the City Administrator's decision to approve the decommissioning of a well on our water intertie pump station site with the proposal from GSI in the amount of \$25,735."



Scope of Work and Fee Estimate

To: Preston Polasek, City Administrator / City of Lafayette, Oregon
From: Kenny Janssen, RG / GSI Water Solutions, Inc.
Date: March 2, 2020
RE: Well 7a Decommissioning

Preston

GSI Water Solutions, Inc. (GSI) is pleased to submit this scope of work and fee estimate to provide professional services to the City of Lafayette (City) for decommissioning City Well 7a (YAMH 5372). It is our understanding that the well interferes with the location of a planned new booster pump station and needs to be decommissioned.

Scope of Work

The proposed scope of work will (1) develop specifications for completing the work, (2) solicit bid estimates from licensed water well contractors experienced with decommissioning municipal supply wells, (3) prepare and execute a subcontractor agreement with selected bidder, and (4) oversee and document the decommissioning activities. The proposed services will consist of one task.

Task 1 – Well 7a Decommissioning

Work items to be completed as part of this task will include the following:

- Prepare technical specifications and solicit bids from qualified water well contractors.
- Review bids and assist with subcontractor selection.
- Prepare and execute subcontractor agreement with selected bidder.
- Coordinate the schedule and sequencing of the work with the subcontractor and City engineer (Tetra Tech, Inc.).
- Observe subcontractor work activities and document that the well was decommissioned as specified and in accordance with Oregon State water well decommissioning standards.
- Communications, task management, and administrative support.

GSI also will prepare a brief memorandum documenting completion of the Well 7a decommissioning work.

Task 1 Assumptions and Estimated Cost

The estimated fees to complete Task 1 is \$5,165, including labor and expenses. The fee estimate is based on the following assumptions:

- The duration of the decommissioning activities is estimated to be four (4) days, depending on unanticipated delays and unforeseen circumstances. GSI has estimated eight (8) hours of onsite decommissioning oversight.
- No significant delays, unexpected conditions, or problems are anticipated in this cost estimate.
- Water generated from cleaning out and decommissioning the well can be diverted and allowed to infiltrate onsite.

Fee Estimate

GSI will complete the scope of work on a time and materials basis for the estimated amount of \$25,735. This cost estimate includes GSI labor and expenses, outside services for procuring a subcontractor to decommission the well, and a 10 percent markup on subcontractor services. No labor contingency is included in this fee estimate. This fee estimate will not be exceeded without prior authorization from the City. This scope of work will be performed under our Master Services Agreement (MSA) with the City dated June 6, 2011.

Table 1 – Fee Estimate

Tasks	Labor Hours	Labor Cost	Outside Services	Direct Expenses	Total
Task 1 – Well 7a Decommissioning	30	\$5,000	\$20,570	\$165	\$25,735
Project Totals	30	\$5,000	\$20,570	\$165	\$25,735

Schedule

We anticipate the selected contractor to begin work on March 2 or 3, 2020. The time to complete the onsite decommissioning work is estimated to be four (4) days. Final completion of the project will depend on actual time to decommission the well and final submittal of the decommissioning log to the Oregon Water Resources Department.

Closing

We thank you for your consideration of this proposal, and look forward to working with you in the future.

Sincerely,
GSI Water Solutions, Inc.



Kenny Janssen, RG
 Principal Hydrogeologist



Lafayette City Council

Meeting Date: March 12, 2020

Agenda Item: Approval of Approximate Debt Repayment Schedule to McMinnville Water & Light

Requested Council Action:

Approve the estimated debt schedule with McMinnville Water & Light (MWL).

Staff Recommendation:

Approve the estimated debt schedule.

Background:

As we move forward on the project to construct a water intertie, the MWL Board requests that the Lafayette City Council provide approval on the way the debt financing is shaping up. The attached schedule shows the following: debt payments from the water purchase agreement (Original Exhibit 2) based on \$2.2 million estimate; and revised debt payments (Revised Exhibit 2) based on the expected cost of approximately \$1.6 million.

The final debt service schedule will be calculated when all project costs are paid and the project is finished. The first of ten annual debt payments to MWL will be April 2021. The concept behind the debt schedule is to work with the City's cash flow to allow for lower payments in the first few years and increasing the payments in future years.

Unless Council has objections, the requested action is to approved in concept the approximate debt payment schedule based on the anticipated full project cost of \$1,625,918.

Financial Impact:

Approximately \$2.0 million paid to MWL over 10 years from the Water Enterprise and the Water SDC funds.

Alternative:

Council may determine to modify the debt repayment schedule.

Suggested Motion:

"I move to approve in concept the 10-year debt service schedule with MWL for the water intertie transmission line project."

McMinnville Water & Light

Lafayette Water Purchase Contract
 Development Charge Table Update
 Feb. 2020 Exhibit 2 Update

Original Exhibit 2					Development Charges	
<u>Year</u>	<u>Impr Cst Prin</u>	<u>Princ. Appl.</u>	<u>Cost of Mon.</u>	<u>Dev Chrg An</u>		<u>Payment to Balance Ratio in Original Table</u>
1	\$2,200,000.00	\$24,100.00	\$75,900.00	\$100,000		4.55%
2	\$2,175,900.00	\$24,931.45	\$75,068.55	\$100,000		4.60%
3	\$2,150,968.55	\$25,791.59	\$74,208.41	\$100,000		4.65%
4	\$2,125,176.96	\$226,681.39	\$73,318.61	\$300,000		14.12%
5	\$1,898,495.57	\$234,501.90	\$65,498.10	\$300,000		15.80%
6	\$1,663,993.67	\$342,592.22	\$57,407.78	\$400,000		24.04%
7	\$1,321,401.45	\$354,411.65	\$45,588.35	\$400,000		30.27%
8	\$966,989.80	\$366,638.85	\$33,361.15	\$400,000		41.37%
9	\$600,350.95	\$379,287.89	\$20,712.11	\$400,000		66.63%
10	\$221,063.05	\$0.00	\$7,626.68	\$228,690		103.45%
		\$2,200,000.00	\$528,689.73	\$2,728,689.73		

Assumptions
 Current LGIP Rate + 2% = 3.45%
 10 year term
 One annual payment

Payment to
Balance Ratio in
Original Table



Revised Exhibit 2					Development Charges	
<u>Year</u>	<u>Impr Cst Prin</u>	<u>Princ Appl</u>	<u>Cost of Mon</u>	<u>Dev Chrg An</u>		<u>Maintain Same Ratio for Updated Payments</u>
1	\$1,625,917.90	\$17,811.19	\$56,094.17	\$73,905		4.55%
2	\$1,608,106.71	\$18,425.68	\$55,479.68	\$73,905		4.60%
3	\$1,589,681.03	\$19,061.36	\$54,844.00	\$73,905		4.65%
4	\$1,570,619.67	\$167,529.70	\$54,186.38	\$221,716		14.12%
5	\$1,403,089.97	\$173,309.47	\$48,406.60	\$221,716		15.80%
6	\$1,229,780.50	\$253,194.01	\$42,427.43	\$295,621		24.04%
7	\$976,586.49	\$261,929.20	\$33,692.23	\$295,621		30.27%
8	\$714,657.28	\$270,965.76	\$24,655.68	\$295,621		41.37%
9	\$443,691.52	\$280,314.08	\$15,307.36	\$295,621		66.63%
10	\$163,377.44	\$0.00	\$5,636.52	\$169,014		103.45%
		\$1,625,917.90	\$390,730.04	\$2,016,647.94		

Assumptions
 Total Est Lafayette Cost * 1,625,917.90
 Current LGIP Rate + 2% = 3.45%
 10 year term
 One annual payment

Maintain
Same Ratio
for Updated
Payments

Note on Costs: Construction Bid Amount 1,217,900.00
 Engineering "Not to Exceed" Amt 408,017.90
 Total Est Lafayette Project Costs 1,625,917.90 *



Lafayette City Council

Meeting Date: March 12, 2020

Agenda Item: Revised Capital Improvement Plan
for FY 2020

Requested Council Action: Approve the revised Capital Improvement Plan (CIP) for FY 2020.

Staff Recommendation: Approve the revised CIP.

Background:

Attached is a revised CIP, dated March 12, 2020, which provides the funding necessary to complete the water intertie to McMinnville in the current fiscal year. The final column on the right notes the differences from the adopted budget for the CIP, dated June 13, 2019, which is also attached.

As discussed at our Budget meetings in April 2019 and our mid-year Financial Review with Budget Committee members in November 2019, the City had multiple financial challenges heading into the current fiscal year. The primary challenges were obtaining favorable bids for the Lafayette Fire Station and the Water Intertie, two voter-approved ballot measures, while providing sufficient funds for completing these projects by July 2020. The revised water intertie project budget for the current year is estimated at \$1,150,000.

A rough summary of the City's costs for CIP, project no. 9, Water Intertie & Pump Station:

Pump Station Construction Contract	\$760,000
Construction contingency	25,000
Well Decommissioning	30,000
Controls	35,000
Consultants	300,000

In order to implement the revised CIP, Council will need to approve two actions at your April meeting: a resolution transferring \$50,000 from General Fund-Contingency to General Fund-Capital; and a resolution setting terms for a \$600,000 loan from General Fund-Capital for the Water Intertie project. The financial benefit of using existing funds is to avoid costly interest payments for borrowed money. The interest rate to consider for the General Fund loan that has been discussed with the Budget Committee has been a rate that is slightly above the City's investment rate through the Local Government Investment Pool, which is currently at 1.45%.

Financial Impact:

The overall CIP is increased \$110,000 from various budgeted monies as noted on the spreadsheet. The revised CIP will require an intra-fund transfer from General Fund-Contingency to General Fund-Capital in the amount of \$50,000.

Alternative:

No practical alternative exists that is least cost and ensures the water intertie project is completed on time.

Suggested Motion:

"I move to approve the revised Capital Improvement Plan for the current fiscal year."

City of Lafayette
FY 2020 Capital Improvement Program
Adopted Budget - June 13, 2019
Revised - March 12, 2020

*	Project	Fund	Estimate	Difference from Adopted
1	Third Street Water Crossings, FY 2021: Two downtown crossings prior to ODOT upgrade of Hwy 99W. Estimate is \$110,000 in FY 2021.	Water	\$0	(\$110,000)
2	Fire Station and Site Development in Fys 2020 and 2021,\$5,570,000: Construct and equip a new Fire Station, half-street improvements on Jefferson/4th/Jackson, parking and landscaping. FY 2021 costs to include a parking lot at 4th/Market streets.	Fire Station Fund	5,200,000	0
		GF - Admin	15,000	(260,000)
		Street	80,000	0
		Street SDC	145,000	0
		Fire Equip Fund	130,000	0
3	Transportation SDC Update, \$7,500: Update the CIP, engineering methodology, and SDC fee.	Street SDC	7,500	0
4	Sewer Main Extension on 4th Street, \$80,000: Monroe to Jackson, new main, manhole, and overlay.	Sewer	45,000	0
		Sewer SDC	35,000	0
5	Sewer Upgrades at Monroe/4th streets, FY 2021, \$60,000: New manhole and force main improvements.	Sewer Fund	50,000	0
		Sewer SDC	10,000	0
6	Annual Biosolid Beneficial Use Program, \$300,000: Dredge lagoons and apply at a local farm.	Sewer	300,000	0
7	Market Street Sidewalk, FY 2021, \$130,000: Sidewalk on west side from 5th to 7th, to be combined with Fire Station Parking lot project.	Street	30,000	0
		Street SDC	100,000	0
8	Mainline Meters, Chlorine Booster, and Dechlorination Station: Install a booster pump station, a dechlorination facility at the reservoir, and meters. Estimate is \$210,000 in FY 2021.	Water	2,500	(97,500)
		Water SDC	2,500	(97,500)
9	Water Intertie and Pump Station, \$1,150,000: Final design, permitting, and construction for the transmission line and pump station.	Water	445,000	145,000
		Water SDC	105,000	105,000
		General - Admin	600,000	600,000
		Grant	0	(150,000)
10	Design Half-Street Block on Madison Street, \$20,000: Improve west side from 3rd to 4th streets and construct in FY 2021.	Street	20,000	0
11	Digital Reader Board for City Hall: Replace existing message sign at City Hall after CUP process. Estimate is \$35,000 in FY 2021.	General - Admin	0	(35,000)
12	City Parks Improvements, \$70,000: ASD development, Veterans design, Joel Perkins playground, and other park amenities.	General - Admin	40,000	0
		Parks SDC	30,000	10,000
TOTAL			\$7,392,500	\$110,000

*Projects are listed in non-chronological and non-prioritized order.

CIP Totals by Fund	
Fire Station Bond	\$5,200,000
Fire Equipment	130,000
General - Admin.	655,000
Sewer	395,000
Sewer SDC	45,000
Water	447,500
Water SDC	107,500
State Grant for Water Intertie	0
Street	130,000
Street SDC	252,500
Parks SDC	30,000
TOTAL	\$7,392,500

City of Lafayette
FY 2020 Capital Improvement Program
Adopted Budget - June 13, 2019

*	Project	Fund	Estimate
1	Third Street Water Crossings, \$110,000: Two downtown crossings prior to ODOT upgrade of Hwy 99W in 2020.	Water	\$110,000
2	Fire Station and Site Development \$5,830,000: Construct and equip a new Fire Station, half-street improvements on Jefferson/4th/Jackson, parking and landscaping.	Fire Station Fund	5,200,000
		GF - Admin	275,000
		Street	80,000
		Street SDC	145,000
		Fire Equip Fund	130,000
3	Transportation SDC Update, \$7,500: Update the CIP, engineering methodology, and SDC fee.	Street SDC	7,500
4	Sewer Main Extension on 4th Street, \$80,000: Monroe to Jackson, new main, manhole, and overlay.	Sewer	45,000
		Sewer SDC	35,000
5	Sewer Upgrades at Monroe/4th streets, \$60,000: New manhole and force main improvements.	Sewer Fund	50,000
		Sewer SDC	10,000
6	Biosolid Beneficial Use in FYs 2020 and 2021, \$300,000: Dredge lagoons and apply at a local farm.	Sewer	300,000
7	Design Market Street Sidewalk and Parking Lot, \$130,000: Sidewalk on west side from 4th to 7th, parking lot across from Fire Station.	Street	30,000
		Street SDC	100,000
8	Mainline Meters, Chlorine Booster, and Dechlorination Station, \$200,000: Install a booster pump station, a dechlorination facility at the reservoir, and meters.	Water	100,000
		Water SDC	100,000
9	Water Intertie Pump Station, \$450,000: Final design, permitting, and construction.	Water	300,000
		Grant	150,000
10	Design Street Block on 4th or Madison, \$20,000: Half-street improvements to construct in FY 2021.	Street	20,000
11	Digital Reader Board for City Hall, \$35,000: Replace existing message sign at City Hall after CUP process.	General - Admin	35,000
12	City Parks Improvements, \$60,000: ASD development, Veterans design, Joel Perkins playground, and other park amenities.	General - Admin	40,000
		Parks SDC	20,000
TOTAL			\$7,282,500

*Projects are listed in non-chronological and non-prioritized order.

CIP Totals by Fund	
Fire Station Bond	\$5,200,000
Fire Equipment	130,000
General - Admin.	350,000
Sewer	395,000
Sewer SDC	45,000
Water	510,000
Water SDC	100,000
State Grant for Water Intertie	150,000
Street	130,000
Street SDC	252,500
Parks SDC	20,000
TOTAL	\$7,282,500

Public Works Report
February 2020

February 1st-8th

Weekly streets and parks garbage can pick-up
48-hour door hangers and shut offs
Repair ¼" water line on pump number 2 in Dayton
Continue leak detection program
Replace leaking water service at 1032 7th St.
Weekly park playground inspections
Weekly inspection and clean-up of bathroom at Joel Perkins park

February 9th-16th

Daily cleaning of the screens at waste water treatment plant
Monthly water sampling
Weekly sewer sampling
Take out and clean up bell and bring to City Hall
Replace leaking water service at 14th and Jackson Ct.
Revisit walk through with DEQ of the waste water treatment plant

February 17th-23rd

Hot-tap water main and run new water service for duplexes on Park Ave.
Net out rags and debris from basins at waste water treatment plant
Dig out sidewalks to be poured on 14th St. and on Jackson Ct.
Repair stop sign on Washington St.
City staff meeting
Meter reading

February 24th-29th

Clean off buildup on decant arms at waste water treatment plant
Drain and wash down equalization (EQ) basin and UV chamber at waste water treatment plant
Quarterly flushing of dead-end lines of the water system
Quarterly inspections of buildings and playgrounds
Patch concrete sidewalks on Washington and on 16th
Work on dissolved oxygen (D/O) monitor at waste water treatment plant
Work on organizing Operations & Maintenance (O&M) manuals at waste water treatment plant

Lafayette Metered Water Consumption

Month	2008	2009	2010	2011	2012	2013	2014	2015	2016	2017	2018	2019	2020
	CF Billed	CF Billed	CF Billed	CF Billed	CF Billed	CF Billed	CF Billed	CF Billed	CF Billed	CF Billed	CF Billed	CF Billed	CF Billed
JANUARY	868,500	681,700	805,700	780,700	811,300	764,800	846,800	893,100	777,500	939,400	919,200	800600	926,400
	6,496,831	5,099,470	6,027,055	5,840,042	6,068,945	5,721,101	6,334,504	6,680,852	5,816,104	7,027,200	6,876,094	5988904	6,929,953
FEBRUARY	834,400	757,800	735,500	768,154	884,100	840,400	802,700	806,800	736,000	963,100	766,600	899500	765,000
	6,241,745	5,668,738	5,501,922	5,746,191	6,613,527	6,286,629	6,004,613	6,035,283	5,505,662	7,204,488	5,734,566	6728727	5,722,597
MARCH	740,900	761,600	688,900	690,086	687,047	723,200	729,200	786,400	840,100	844,800	828,500	998422	-
	5,542,317	5,697,164	5,153,330	5,162,202	5,139,468	5,409,912	5,454,795	5,882,681	6,284,384	6,319,543	6,197,610	7468715	-
APRIL	878,100	815,800	790,300	811,613	792,018	740,900	814,200	905,300	829,500	873,700	763,700	809900	-
	6,568,644	6,102,608	5,911,855	6,071,287	5,924,706	5,542,317	6,090,639	6,772,114	6,205,091	6,535,730	5,712,873	6058473	-
MAY	922,900	856,800	837,000	751,800	917,913	1,315,900	778,300	900,300	951,300	925,000	1,092,600	1094500	-
	6,903,771	6,409,309	6,261,195	5,623,855	6,866,466	9,843,616	5,822,088	6,734,712	7,116,218	6,919,481	8,173,216	8187429	-
JUNE	1,106,400	1,254,500	858,700	918,200	908,500	1,057,100	1,176,400	1,296,800	1,382,700	1,313,500	1,244,700	1316900	-
	8,276,447	9,384,312	6,423,522	6,868,613	6,796,052	7,907,657	8,800,083	9,700,738	10,343,314	9,825,662	9,311,003	9851096	-
JULY	1,774,900	1,520,900	1,318,900	1,276,800	1,176,200	1,367,100	1,565,100	1,848,900	1,544,400	1,801,100	1,501,200	1404800	-
	13,277,174	11,377,122	9,866,057	9,551,127	8,798,587	10,226,618	11,707,761	13,830,732	11,552,914	13,473,164	11,229,756	10508634	-
AUGUST	1,545,600	1,570,300	1,642,000	1,467,054	1,703,472	1,630,800	1,494,400	1,582,900	1,694,600	1,634,800	1,682,200	1623200	-
	11,561,891	11,746,660	12,283,013	10,974,326	12,742,855	12,199,231	11,178,888	11,840,914	12,676,488	12,229,153	12,583,730	12142379	-
SEPTEMBER	1,195,800	1,304,400	1,187,300	1,387,300	1,263,336	1,176,000	1,339,100	1,240,000	1,584,200	1,105,100	1,244,200	1220600	-
	8,945,205	9,757,590	8,881,621	10,377,725	9,450,410	8,797,091	10,017,164	9,275,844	11,850,639	8,266,722	9,307,262	9130722	-
OCTOBER	974,900	906,600	843,600	900,200	1,095,700	876,600	1,020,700	895,400	953,400	942,200	920,200	981400	-
	7,292,758	6,781,839	6,310,566	6,733,964	8,196,405	6,557,423	7,635,366	6,698,057	7,131,927	7,048,145	6,883,574	7341382	-
NOVEMBER	839,400	745,800	728,600	812,500	757,900	752,300	817,600	759,500	958,900	918,200	952,700	801100	-
	6,279,148	5,578,971	5,450,306	6,077,922	5,669,486	5,627,595	6,116,073	5,681,455	7,173,070	6,868,613	7,126,691	5992644	-
DECEMBER	993,100	807,200	782,400	763,100	784,200	796,100	730,300	779,600	846,800	819,900	827,700	790600	-
	7,428,904	6,038,275	5,852,758	5,708,384	5,866,223	5,955,242	5,463,023	5,831,813	6,334,504	6,133,278	6,191,626	5914099	-
YEARLY AVG	1,056,242	998,617	934,908	943,959	981,807	1,003,433	1,009,567	1,057,917	1,091,617	1,090,067	1,061,958	1,061,794	140,950

	Meters Billed	Meters Billed	Meters Billed	Meters Billed	Meters Billed	Meters Billed	Meters Billed	Meters Billed	Meters Billed	Meters Billed	Meters Billed	Meters Billed	Meters Billed
JANUARY	1,269	1,277	1,257	1,240	1,245	1,260	1,266	1,310	1,390	1,446	1,457	1,461	1,469
FEBRUARY	1,278	1,274	1,271	1,239	1,245	1,252	1,269	1,320	1,399	1,454	1,452	1,463	1,474
MARCH	1,271	1,278	1,260	1,249	1,238	1,260	1,270	1,320	1,406	1,458	1,467	1,468	
APRIL	1,277	1,278	1,259	1,246	1,247	1,254	1,269	1,319	1,411	1,461	1,465	1,467	
MAY	1,280	1,275	1,261	1,257	1,251	1,267	1,276	1,321	1,417	1,467	1,469	1,460	
JUNE	1,285	1,276	1,256	1,248	1,263	1,276	1,282	1,328	1,389	1,466	1,466	1,461	
JULY	1,282	1,266	1,259	1,261	1,272	1,278	1,292	1,378	1,419	1,463	1,454	1,471	
AUGUST	1,284	1,275	1,270	1,257	1,281	1,273	1,303	1,381	1,440	1,456	1,469	1,470	
SEPTEMBER	1,286	1,288	1,265	1,257	1,272	1,269	1,319	1,389	1,449	1,457	1,466	1,477	
OCTOBER	1,292	1,273	1,260	1,261	1,265	1,284	1,309	1,376	1,444	1,463	1,458	1,478	
NOVEMBER	1,281	1,270	1,253	1,254	1,261	1,270	1,302	1,376	1,446	1,458	1,466	1,470	
DECEMBER	1,279	1,258	1,267	1,252	1,260	1,259	1,314	1,376	1,453	1,459	1,461	1,467	
YEARLY AVG	1,280	1,274	1,262	1,252	1,258	1,267	1,289	1,350	1,422	1,459	1,463	1,468	

AVG CONS PER METER (C F)	825	784	741	754	780	792	783	784	768	747	726	723	#DIV/0!
---------------------------------	------------	------------	------------	------------	------------	------------	------------	------------	------------	------------	------------	-----	---------

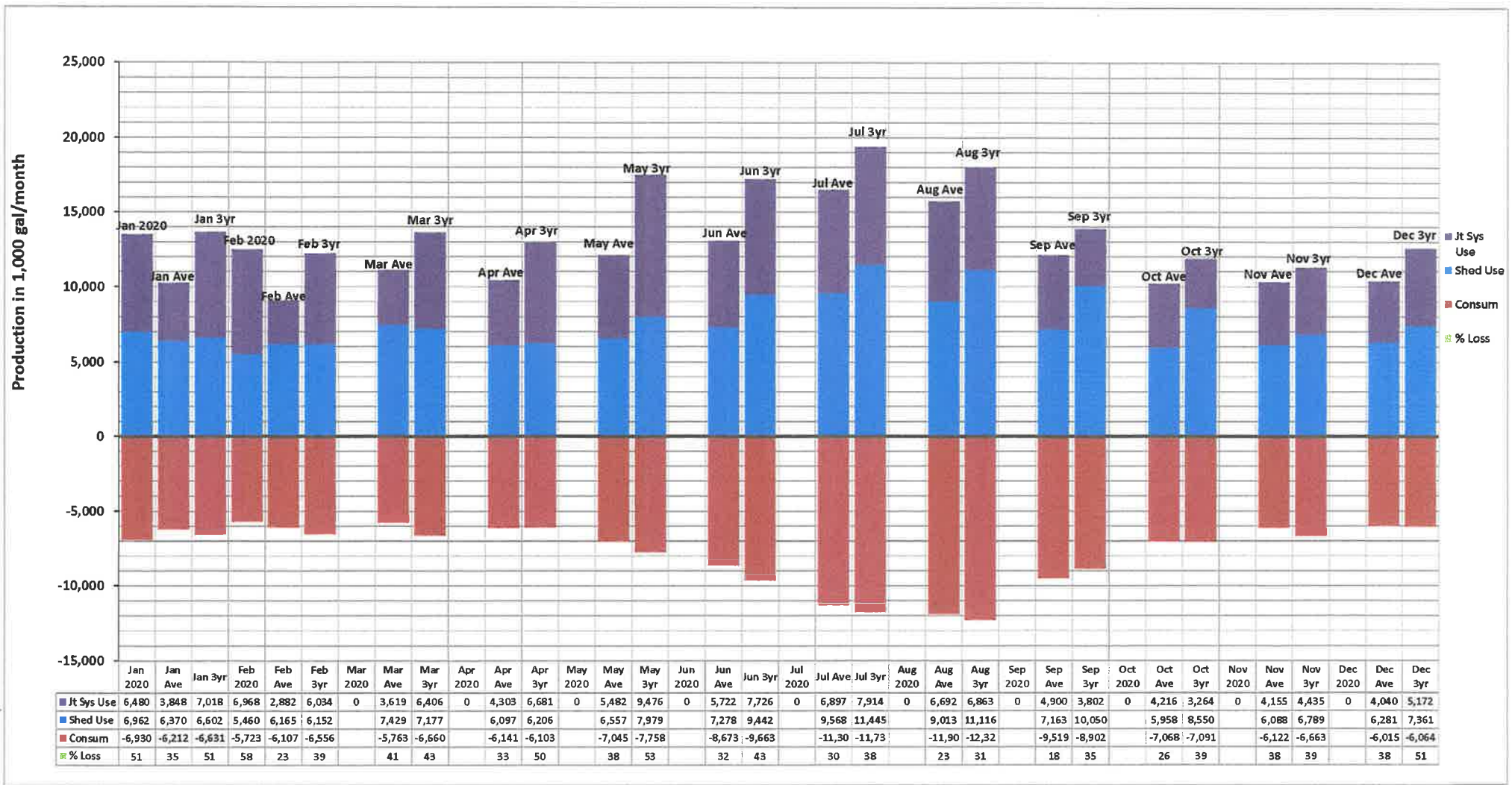
2020 Lafayette Water System

Month	Lafayette Watershed Production (in 1,000 gal units)											Lafayette Water Sys Summary (in 1,000 gal units)										
	Blue Bird (BB mtr + ASR)	Lafayette	Pringle	Well 1	Well 8	Well 10	Subtract By-Pass	Subtract ASR	Blue Bird Overflow	Watershed Total	Reservoir Vault	CP Well	Laf Usage from It Sys	Total Usage	Total Billed	Diff (Usage - Billed)	% Loss	Ppt. inches	Joint Sys - Laf Mtr	Joint Sys - Dayton Mtr	Diff	
January	3,831	1,133	530	63	357	1,705	0	621	0	6,999	6,962	713	6,480	14,155	6,930	7,225	51.0	10.15	6,351	6,480	129	
February	6,769	1,054	400	135	842	0	64	3,741	0	5,395	5,460	1,123	6,968	13,551	5,723	7,829	57.8	2.72	6,528	6,968	440	
March																						
April																						
May																						
June																						
July																						
August																						
September																						
October																						
November																						
December																						
TOTAL	10,600	2,187	930	198	1,199	1,705	64	4,362	0	12,394	12,421	1,836	13,448	27,706	12,653	15,053						
Ave Month Flow, gpm	123	25	11	2	14	20	1	50	0	143	144	21	156	321	146		54.4					
Max Month Flow, gpm	157	26	12	3	19	39	1	87	0	162	161	26	161	328	160						estimated data	
Permit Rate, gpm	296	32	336	271 gpm when combined			200															

Month	Lafayette Joint Sys Production (in 1,000 gal units)									Dayton Joint Sys Production (in 1,000 gal units)									Joint System			
	Well 2	Well 4	Well 5(x1/2)	Subtract 1/2 of Backwash	Laf Joint Sys Total	Lafayette Usage	Diff (Sys Total - Usage)	% Sys Prod	% Sys Usage	Well 1	Well 3	Well 5(x1/2)	Flower & 11th	Subtract 1/2 of Backwash	Day Joint Sys Total	Dayton Usage	Diff (Sys Total - Usage)	% Sys Prod	% Sys Usage	Total Prod	Total Usage	% Loss
January	1,352	2,571	891	154	4,660	6,480	-1,820	46.1	65.7	2,212	2,504	891	0	154	5,453	3,390	2,063	53.92	34.3	10,113	9,870	2
February	1,392	2,727	898	161	4,856	6,968	-2,112	44.4	65.9	2,605	2,727	898	0	161	6,069	3,606	2,463	55.55	34.1	10,925	10,574	3
March					0		0								0		0			0	0	
April					0		0								0		0			0	0	
May					0		0								0		0			0	0	
June					0		0								0		0			0	0	
July					0		0								0		0			0	0	
August					0		0								0		0			0	0	
September					0		0								0		0			0	0	
October					0		0								0		0			0	0	
November					0		0								0		0			0	0	
December					0		0								0		0			0	0	
TOTAL	2,744	5,298	1,788	314	9,516	13,448	-3,932			4,817	5,231	1,788	0	314	11,522	6,996	4,526			21,038	20,444	
Ave Month Flow, gpm	32	61	21	4	18	156		45.3	65.8	56	61	21	0	4	22	81			54.74	34.2		
Max Month Flow, gpm	32	63	21	4	112	161		46.1	65.9	60	63	21	0	4	140	83			55.55	34.3		
Permit Rate, gpm	300	300	300							300	300	300										estimated data

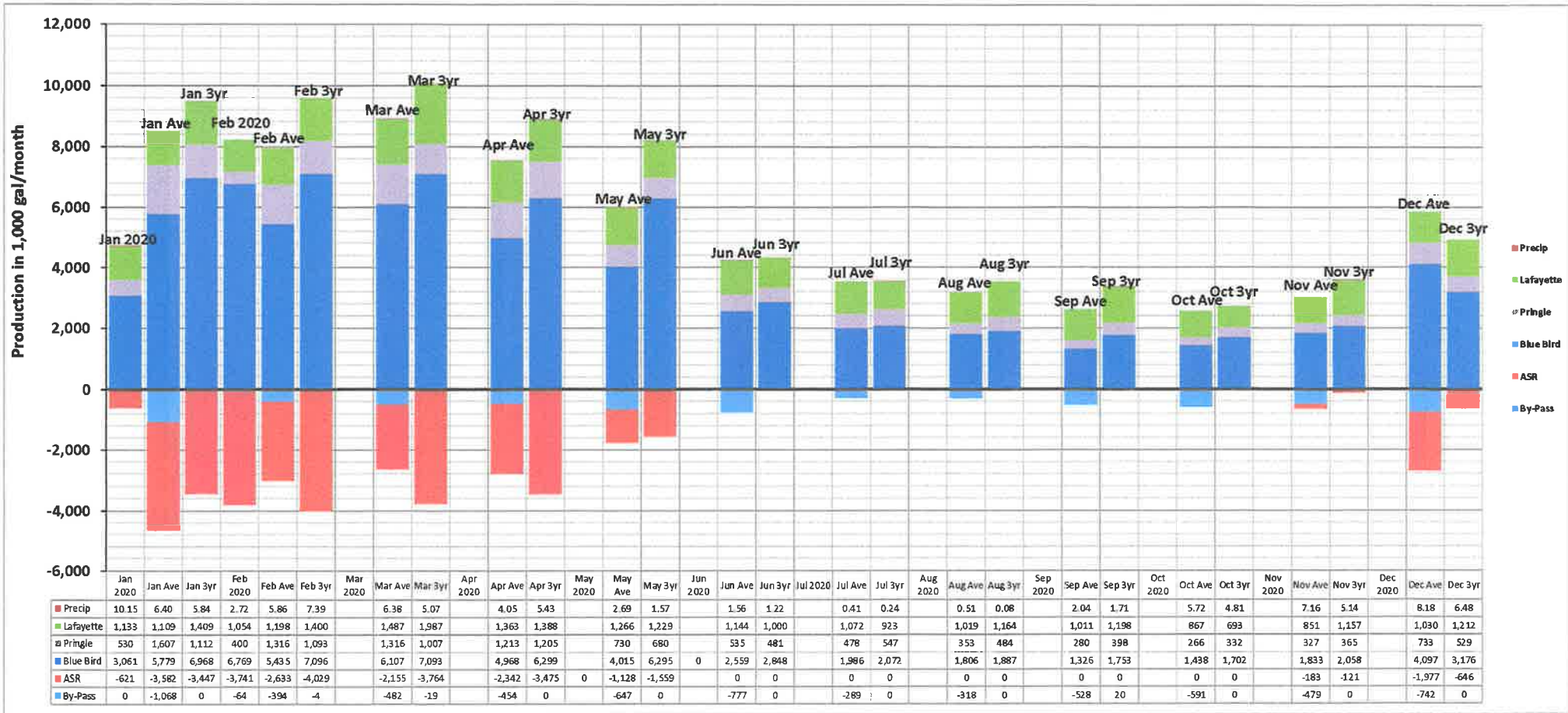
Lafayette Total Usage for 2020

with Average Usage for 2007-2019; 3 Year Average for 2017-2019



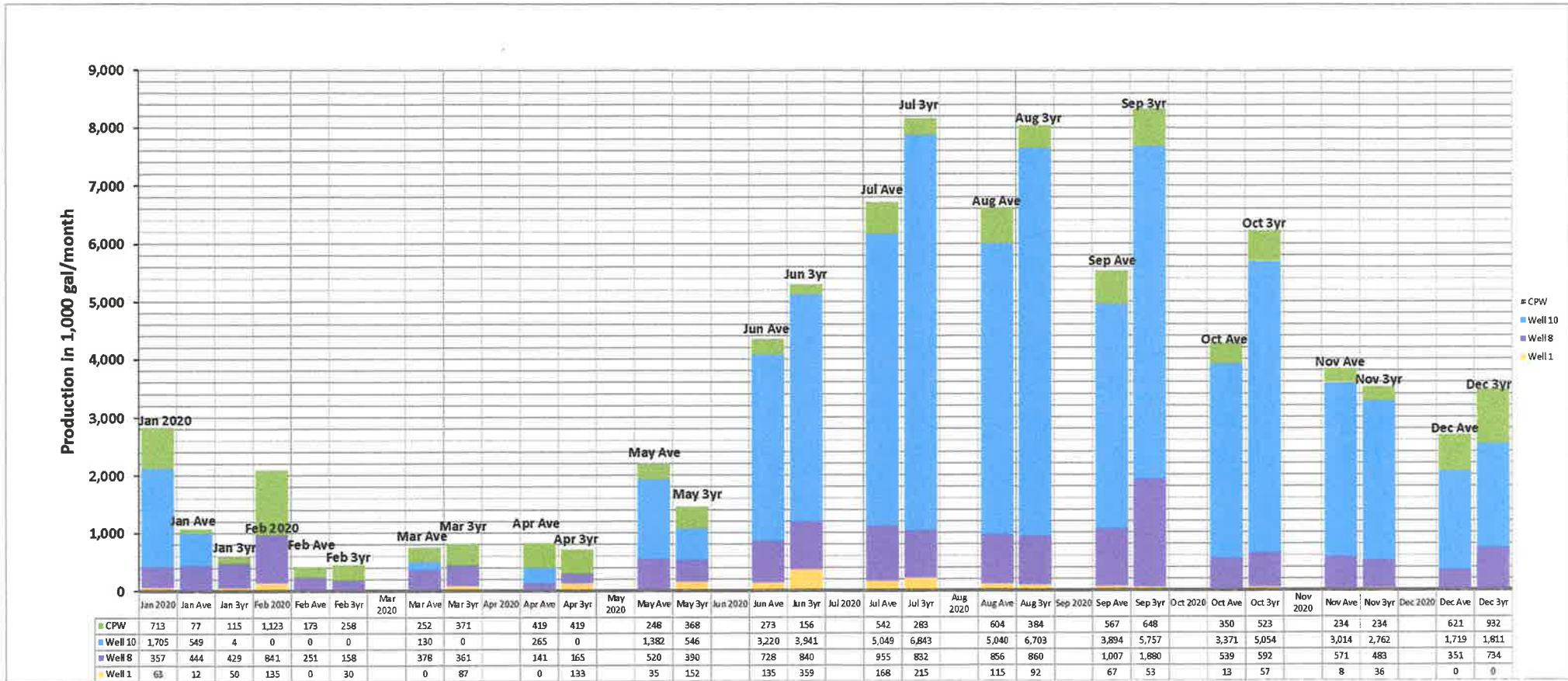
Spring Production for 2020

with Average Production for 2007-2019; 3 Year Average for 2017-2019



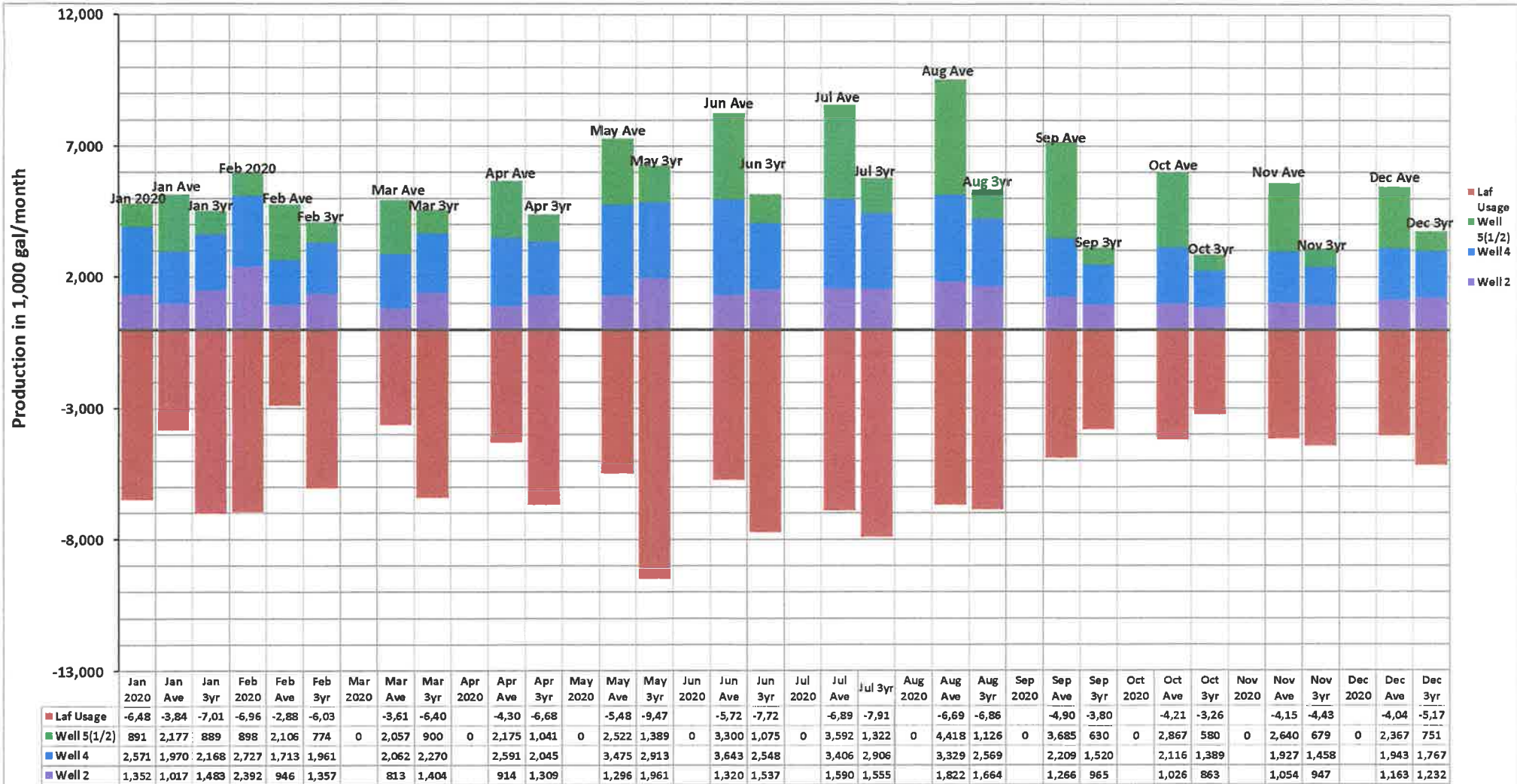
Watershed Well Production for 2020

with Average Production for 2007-2019; 3 Year Average 2017-2019



Joint System Well Production for 2020

with Average Production for 2007-2019; 3 Year Average for 2017-2019



Memo



To: Lafayette City Council
From: Terry Lucich, Fire Chief
Date: March 6, 2020
Subject: Monthly Report

1. We have 3 new recruits for the county training academy that starts March 14th. If you know of someone who is interested in becoming a career firefighter, being a volunteer firefighter is a great way to start.
2. The department will be cooking dinner at Wascher School. This will be part of a Parent Teacher Association event at the grade school.
3. The department has 19 members and we are at 73 calls for the year. This is up 5 calls from a year ago.

If you have any questions please do not hesitate to call on me.

Fire Incident List

Starts With Search All Columns

View: **★ Fire Incident List** View All

Refresh: Never Refresh

Incident Date: 02/01/2020 to 02/29/2020 Validity: >=

Bulk Actions Results Per Page 200 1 - 35 of 35

Locked	Validity	Status	Incident Date	Incident Number	NFIRS Incident #	Incident Type	Incident Address
	100	Completed	2/29/2020	2020072	20081	Unauthorized burning	Jefferson
	100	Completed	2/29/2020	2020073	20015	Dispatched and canceled en route, Fire call	Wallace Road Southeast and Grand Isl
	100	Completed	2/28/2020	2020071	20079	Dispatched, unable to respond	Hendricks and Mineral Springs
	100	Completed	2/27/2020	2020070	20077	Dispatched, unable to respond	1st
	100	Completed	2/27/2020	2020069	20073	Dispatched, unable to respond	1st
	100	Completed	2/23/2020	2020067	20102	EMS call, excluding vehicle accident with injury	Oak Springs Farm Road
	100	Completed	2/23/2020	2020068	20072	EMS call, excluding vehicle accident with injury	8th
	100	Completed	2/22/2020	2020066	20101	Unauthorized burning	Madison
	99	Completed	2/22/2020	2020065	20100	EMS call, excluding vehicle accident with injury	Jackson
	100	Completed	2/21/2020	2020064	20099	Motor vehicle accident with injuries	99W and Stoller
	100	Completed	2/20/2020	2020063	20098	EMS call, excluding vehicle accident with injury	Crystal
	100	Completed	2/19/2020	2020062	20097	Dispatched and canceled en route, Fire call	Fletcher Road
	100	Completed	2/19/2020	2020061	20096	EMS call, excluding vehicle accident with injury	Crystal
	100	Completed	2/19/2020	2020060	20095	Road freight or transport vehicle fire	3rd Street
	100	Completed	2/18/2020	2020059	20094	Dispatched and canceled prior to going en route	McDougal Road
	99	Completed	2/18/2020	2020058	20093	EMS call, excluding vehicle accident with injury	6th
	100	Completed	2/17/2020	2020057	20092	Dispatched, unable to respond	Fletcher Road
	100	Completed	2/16/2020	2020056	20065	Dispatched and canceled en route	Henry Creek Road
	100	Completed	2/15/2020	2020054	20067	Assist police or other governmental agency	7th
	100	In Progress	2/15/2020	2020055	20066	EMS call, excluding vehicle accident with injury	6th Streets
	100	In Progress	2/14/2020	2020052	20069	Assist police or other governmental agency	Madison

Fire Incident List

100	In Progress	2/13/2020	2020051	20071	EMS call, excluding vehicle accident with injury	Washington and 3rd
100	In Progress	2/13/2020	2020050	20070	EMS call, excluding vehicle accident with injury	3rd
100	Completed	2/8/2020	2020049	20090	EMS call, excluding vehicle accident with injury	12TH
100	Completed	2/7/2020	2020048	20089	EMS call, excluding vehicle accident with injury	16th
100	Completed	2/7/2020	2020047	20088	EMS call, excluding vehicle accident with injury	5th
100	Completed	2/6/2020	2020046	20087	EMS call, excluding vehicle accident with injury	5th
100	Completed	2/6/2020	2020045	20086	Dispatched, unable to respond	Doran
100	Completed	2/5/2020	2020044	20085	EMS call, excluding vehicle accident with injury	Canyon View
98	Completed	2/5/2020	2020043	20084	EMS call, excluding vehicle accident with injury	15th
100	Completed	2/5/2020	2020042	20083	Dispatched, unable to respond	1st
100	Completed	2/3/2020	2020041	20082	EMS call, excluding vehicle accident with injury	Momroe
100	Completed	2/3/2020	2020040	20062	Dispatched and canceled en route, Fire call	16th and Bridge
100	Completed	2/2/2020	2020039	20061	EMS call, excluding vehicle accident with injury	Duniway

Results Per Page 200 ▾

1 - 35 of 35 < >

CITY OF LAFAYETTE

A/P Control Report

from 2/15/2020 to 3/6/2020

Trans	Vendor	Name	Bank ID	Invoice	Posted	Fiscal Period	PO Nbr	Invoice Date	Due Date	Discount Date	Amount
40794	2250	AKME CONCRETE CONST	1	2020FEB	Yes	2020 8		2/25/2020	2/25/2020		\$350.00
Desc:											
Line Account Number AP Amount Liq Amount Project Task Category											
1 05.0.676 SYSTEM REPAIRS & MAINT 350.00 0.00 0											
Desc:											
40795	1260	ALEXONET INC	1	2202	Yes	2020 8		2/25/2020	2/25/2020		\$1,672.92
Desc:											
Line Account Number AP Amount Liq Amount Project Task Category											
1 01.1.590 SERVICE CONTRACTS 93.00 0.00 0											
Desc:											
2 03.0.590 SERVICE CONTRACTS 93.00 0.00 0											
Desc:											
3 04.0.590 SERVICE CONTRACTS 93.00 0.00 0											
Desc:											
4 01.1.614 COMPUTER SOFTWARE S 464.64 0.00 0											
Desc:											
5 03.0.614 COMPUTER SOFTWARE S 464.64 0.00 0											
Desc:											
6 04.0.614 COMPUTER SOFTWARE S 464.64 0.00 0											
Desc:											
40796	482	AFLAC	1	488632	Yes	2020 8		2/25/2020	2/25/2020		\$351.71
Desc:											
Line Account Number AP Amount Liq Amount Project Task Category											
1 99.0.146 AFLAC PAYABLE 351.71 0.00 0											
Desc:											
40797	1787	CANON FINANCIAL SERVI	1	21088089	Yes	2020 8		2/25/2020	2/25/2020		\$651.66
Desc:											
Line Account Number AP Amount Liq Amount Project Task Category											
1 01.1.615 COPIER LEASE & MAINTEN 651.66 0.00 0											
Desc:											
40798	2251	CLYDE DAWKINS AUTO R	1	RV-127	Yes	2020 8		2/25/2020	2/25/2020		\$1,000.00
Desc:											
Line Account Number AP Amount Liq Amount Project Task Category											
1 01.5.699 MISCELLANEOUS 1,000.00 0.00 0											
Desc:											
40799	1520	DORMERS EMBROIDERY	1	40320	Yes	2020 8		2/25/2020	2/25/2020		\$80.00
Desc:											
Line Account Number AP Amount Liq Amount Project Task Category											
1 03.0.624 CLOTHING/PPE 40.00 0.00 0											
Desc:											
2 04.0.624 CLOTHING/PPE 40.00 0.00 0											
Desc:											
40800	2252	LILIANA DIAZ-DOMINGUE	1	2020FEB	Yes	2020 8		2/25/2020	2/25/2020		\$189.00
Desc: LAND USE REFUND											
Line Account Number AP Amount Liq Amount Project Task Category											
1 35.0.620 REFUNDS OF LAND USE F 189.00 0.00 0											
Desc:											
40801	1624	EDGE ANALYTICAL LABO	1	20-02262	Yes	2020 8		2/25/2020	2/25/2020		\$2,721.30
Desc:											
Line Account Number AP Amount Liq Amount Project Task Category											
1 04.0.621 TESTING & SAMPLES 2,721.30 0.00 0											
Desc:											

CITY OF LAFAYETTE

A/P Control Report

from 2/15/2020 to 3/6/2020

Trans	Vendor	Name	Bank ID	Invoice	Posted	Fiscal Period	PO Nbr	Invoice Date	Due Date	Discount Date	Amount
40802	1624	EDGE ANALYTICAL LABO	1	20-04284	Yes	2020 8		2/25/2020	2/25/2020		\$473.00
Desc:											
Line Account Number AP Amount Liq Amount Project Task Category											
1 03.0.621 TESTING & SAMPLES 473.00 0.00 0											
Desc:											
40803	1624	EDGE ANALYTICAL LABO	1	20-04571	Yes	2020 8		2/25/2020	2/25/2020		\$309.80
Desc:											
Line Account Number AP Amount Liq Amount Project Task Category											
1 03.0.621 TESTING & SAMPLES 309.80 0.00 0											
Desc:											
40804	1624	EDGE ANALYTICAL LABO	1	20-05218	Yes	2020 8		2/25/2020	2/25/2020		\$30.00
Desc:											
Line Account Number AP Amount Liq Amount Project Task Category											
1 03.0.621 TESTING & SAMPLES 30.00 0.00 0											
Desc:											
40805	1624	EDGE ANALYTICAL LABO	1	20-05215	Yes	2020 8		2/25/2020	2/25/2020		\$210.80
Desc:											
Line Account Number AP Amount Liq Amount Project Task Category											
1 03.0.621 TESTING & SAMPLES 210.80 0.00 0											
Desc:											
40806	1624	EDGE ANALYTICAL LABO	1	20-05221	Yes	2020 8		2/25/2020	2/25/2020		\$289.00
Desc:											
Line Account Number AP Amount Liq Amount Project Task Category											
1 03.0.621 TESTING & SAMPLES 289.00 0.00 0											
Desc:											
40807	1624	EDGE ANALYTICAL LABO	1	20-06111	Yes	2020 8		2/25/2020	2/25/2020		\$30.00
Desc:											
Line Account Number AP Amount Liq Amount Project Task Category											
1 03.0.621 TESTING & SAMPLES 30.00 0.00 0											
Desc:											
40808	1624	EDGE ANALYTICAL LABO	1	20-05493	Yes	2020 8		2/25/2020	2/25/2020		\$241.00
Desc:											
Line Account Number AP Amount Liq Amount Project Task Category											
1 03.0.621 TESTING & SAMPLES 241.00 0.00 0											
Desc:											
40809	1624	EDGE ANALYTICAL LABO	1	20-04267	Yes	2020 8		2/25/2020	2/25/2020		\$80.00
Desc:											
Line Account Number AP Amount Liq Amount Project Task Category											
1 04.0.621 TESTING & SAMPLES 80.00 0.00 0											
Desc:											
40810	1624	EDGE ANALYTICAL LABO	1	20-04285	Yes	2020 8		2/25/2020	2/25/2020		\$30.00
Desc:											
Line Account Number AP Amount Liq Amount Project Task Category											
1 03.0.621 TESTING & SAMPLES 30.00 0.00 0											
Desc:											
40811	1624	EDGE ANALYTICAL LABO	1	20-04573	Yes	2020 8		2/25/2020	2/25/2020		\$30.00
Desc:											
Line Account Number AP Amount Liq Amount Project Task Category											
1 03.0.621 TESTING & SAMPLES 30.00 0.00 0											
Desc:											
40812	1624	EDGE ANALYTICAL LABO	1	20-03204	Yes	2020 8		2/25/2020	2/25/2020		\$30.00
Desc:											
Line Account Number AP Amount Liq Amount Project Task Category											

CITY OF LAFAYETTE

A/P Control Report

from 2/15/2020 to 3/6/2020

Trans	Vendor	Name	Bank ID	Invoice	Posted	Fiscal Period	PO Nbr	Invoice Date	Due Date	Discount Date	Amount
		2 04.0.590		SERVICE CONTRACTS			1,148.55		0.00	0	
		Desc:									
		3 04.0.590		SERVICE CONTRACTS			235.60		0.00	0	
		Desc:									
		4 04.0.590		SERVICE CONTRACTS			246.05		0.00	0	
		Desc:									
		5 03.0.590		SERVICE CONTRACTS			333.45		0.00	0	
		Desc:									
		6 03.0.590		SERVICE CONTRACTS			369.55		0.00	0	
		Desc:									
		7 04.0.590		SERVICE CONTRACTS			369.55		0.00	0	
		Desc:									
		8 03.0.590		SERVICE CONTRACTS			229.43		0.00	0	
		Desc:									
		9 04.0.590		SERVICE CONTRACTS			229.42		0.00	0	
		Desc:									
		10 03.0.590		SERVICE CONTRACTS			860.70		0.00	0	
		Desc:									
		11 03.0.590		SERVICE CONTRACTS			968.05		0.00	0	
		Desc:									
		12 03.0.590		SERVICE CONTRACTS			968.05		0.00	0	
		Desc:									
40823	2019	LIFE-ASSIST INC	1	973980	Yes	2020	8	2/25/2020	3/26/2020		\$241.14
		Desc:									
		Line		Account Number			AP Amount	Liq Amount	Project	Task	Category
		1		01.7.628			241.14	0.00	0		
		Desc:		FIRST AID SUPPLIES							
40824	136	MID-WILLAMETTE VALLE	1	1920300	Yes	2020	8	2/25/2020	2/25/2020		\$2,681.68
		Desc:									
		Line		Account Number			AP Amount	Liq Amount	Project	Task	Category
		1		35.0.521			957.00	0.00	0		
		Desc:		PLANNING SERVICES							
		2		01.2.521			1,724.68	0.00	0		
		Desc:		PLANNING SERVICES							
40825	20	QUILL CORPORATION	1	4710365	Yes	2020	8	2/25/2020	2/25/2020		\$499.54
		Desc:									
		Line		Account Number			AP Amount	Liq Amount	Project	Task	Category
		1		03.0.611			32.78	0.00	0		
		Desc:		OFFICE SUPPLIES							
		2		04.0.611			32.78	0.00	0		
		Desc:		OFFICE SUPPLIES							
		3		01.1.611			144.66	0.00	0		
		Desc:		OFFICE SUPPLIES							
		4		03.0.611			144.66	0.00	0		
		Desc:		OFFICE SUPPLIES							
		5		04.0.611			144.66	0.00	0		
		Desc:		OFFICE SUPPLIES							
40826	1457	PETERSON	1	SW290057438	Yes	2020	8	2/25/2020	2/25/2020		\$708.64
		Desc:									
		Line		Account Number			AP Amount	Liq Amount	Project	Task	Category
		1		03.0.674			708.64	0.00	0		
		Desc:		EQUIPMENT OPERATION &							

CITY OF LAFAYETTE

A/P Control Report

from 2/15/2020 to 3/6/2020

Trans	Vendor	Name	Bank ID	Invoice	Posted	Fiscal Period	PO Nbr	Invoice Date	Due Date	Discount Date	Amount
40828	709	RIDGWAY SUPPLY	1	0060814	Yes	2020 8		2/25/2020	2/25/2020		\$85.62
Desc:											
	Line	Account Number				AP Amount	Liq Amount	Project	Task	Category	
	1	05.0.671		SMALL TOOLS, EQUIPMEN		85.62	0.00	0			
Desc:											
40829	709	RIDGWAY SUPPLY	1	0060840	Yes	2020 8		2/25/2020	2/25/2020		\$5.29
Desc:											
	Line	Account Number				AP Amount	Liq Amount	Project	Task	Category	
	1	04.0.676		SYSTEM REPAIRS & MAINT		5.29	0.00	0			
Desc:											
40830	709	RIDGWAY SUPPLY	1	0060866	Yes	2020 8		2/25/2020	2/25/2020		\$47.84
Desc:											
	Line	Account Number				AP Amount	Liq Amount	Project	Task	Category	
	1	04.0.676		SYSTEM REPAIRS & MAINT		47.84	0.00	0			
Desc:											
40831	709	RIDGWAY SUPPLY	1	0060789	Yes	2020 8		2/25/2020	2/25/2020		\$50.95
Desc:											
	Line	Account Number				AP Amount	Liq Amount	Project	Task	Category	
	1	04.0.676		SYSTEM REPAIRS & MAINT		50.95	0.00	0			
Desc:											
40832	709	RIDGWAY SUPPLY	1	0060770	Yes	2020 8		2/25/2020	2/25/2020		\$22.18
Desc:											
	Line	Account Number				AP Amount	Liq Amount	Project	Task	Category	
	1	04.0.676		SYSTEM REPAIRS & MAINT		22.18	0.00	0			
Desc:											
40833	156	SEAWESTERN FIRE APPA	1	4855	Yes	2020 8		2/25/2020	2/25/2020		\$897.10
Desc:											
	Line	Account Number				AP Amount	Liq Amount	Project	Task	Category	
	1	01.7.625		TURNOUTS/PPE		897.10	0.00	0			
Desc:											
40834	809	TRAFFIC SAFETY SUPPLY	1	023636	Yes	2020 8		2/25/2020	2/25/2020		\$903.54
Desc:											
	Line	Account Number				AP Amount	Liq Amount	Project	Task	Category	
	1	05.0.623		STREET MAINTENANCE SU		903.54	0.00	0			
Desc:											
40835	2167	UNITED SITE SERVICES	1	114-9826292	Yes	2020 8		2/25/2020	2/25/2020		\$88.00
Desc:											
	Line	Account Number				AP Amount	Liq Amount	Project	Task	Category	
	1	01.6.661		UTILITIES		88.00	0.00	0			
Desc:											
40837	2202	WATER-DROP WATER/WA	1	7	Yes	2020 8		2/25/2020	2/25/2020		\$942.50
Desc:											
	Line	Account Number				AP Amount	Liq Amount	Project	Task	Category	
	1	03.0.590		SERVICE CONTRACTS		942.50	0.00	0			
Desc:											1099
40839	713	LABORERS INTERNATION	1	2020FEB	Yes	2020 8		2/26/2020	2/26/2020		\$253.74
Desc:											
	Line	Account Number				AP Amount	Liq Amount	Project	Task	Category	
	1	99.0.143		UNION DUES PAYABLE		253.74	0.00	0			
Desc:											
40840	179	CIS TRUST	1	2020MAR	Yes	2020 8		2/26/2020	2/26/2020		\$17,553.68
Desc:											
	Line	Account Number				AP Amount	Liq Amount	Project	Task	Category	

CITY OF LAFAYETTE

A/P Control Report

from 2/15/2020 to 3/6/2020

Trans	Vendor	Name	Bank ID	Invoice	Posted	Fiscal Period	PO Nbr	Invoice Date	Due Date	Discount Date	Amount
		1 99.0.152		MEDICAL INSURANCE PAY			17,553.68		0.00	0	
		Desc:									
40841	709	RIDGWAY SUPPLY	1	0060879	Yes	2020 8		2/26/2020	2/27/2020		\$4.13
		Desc:									
		Line	Account Number				AP Amount	Liq Amount	Project	Task	Category
		1	04.0.676	SYSTEM REPAIRS & MAINT			4.13	0.00	0		
		Desc:									
40842	83	CASCADE COLUMBIA DIS	1	772368	Yes	2020 8		2/26/2020	2/26/2020		\$260.00
		Desc:									
		Line	Account Number				AP Amount	Liq Amount	Project	Task	Category
		1	04.0.622	OPERATING SUPPLIES			260.00	0.00	0		
		Desc:									
40843	718	JAMIE RHODES	1	2020FEB	Yes	2020 8		2/26/2020	2/26/2020		\$46.44
		Desc: REIMBURSEMENT									
		Line	Account Number				AP Amount	Liq Amount	Project	Task	Category
		1	01.1.655	MEETING EXPENSES			19.99	0.00	0		
		Desc:									
		2	01.1.651	MILEAGE/TRANSPORATIO			26.45	0.00	0		
		Desc:									
40844	2069	LONE FIR LANDSCAPING	1	2378	Yes	2020 8		2/26/2020	2/15/2020		\$3,850.00
		Desc:									
		Line	Account Number				AP Amount	Liq Amount	Project	Task	Category
		1	01.6.590	SERVICE CONTRACTS			3,850.00	0.00	0		1099
		Desc:									
40845	856	GSI WATER SOLUTIONS	1	0108.038-2	Yes	2020 8		2/26/2020	2/26/2020		\$3,951.25
		Desc:									
		Line	Account Number				AP Amount	Liq Amount	Project	Task	Category
		1	04.0.590	SERVICE CONTRACTS			3,951.25	0.00	0		
		Desc:									
40846	553	LOCAL GOVERNMENT PE	1	14912	Yes	2020 8		2/26/2020	2/26/2020		\$83.80
		Desc:									
		Line	Account Number				AP Amount	Liq Amount	Project	Task	Category
		1	01.7.626	MEDICAL EVALUATIONS &			83.80	0.00	0		
		Desc:									
40847	2163	KAREN KYLE	1	2020FEB	Yes	2020 8		2/26/2020	2/26/2020		\$150.00
		Desc: COMM CENTER DEPOSIT REFUND									
		Line	Account Number				AP Amount	Liq Amount	Project	Task	Category
		1	35.0.634	COMMUNITY CENTER DEP			150.00	0.00	0		
		Desc:									
40848	587	ING- STATE OF OREGON	1	2020FEB	Yes	2020 8		2/26/2020	2/26/2020		\$200.00
		Desc:									
		Line	Account Number				AP Amount	Liq Amount	Project	Task	Category
		1	99.0.154	DEFERRED COMP PAYABL			200.00	0.00	0		
		Desc:									
40850	46	POSTMASTER-USPS	1	2020MAR BILL	Yes	2020 8		2/26/2020	2/27/2020		\$729.56
		Desc:									
		Line	Account Number				AP Amount	Liq Amount	Project	Task	Category
		1	03.0.616	POSTAGE			364.78	0.00	0		
		Desc:									
		2	04.0.616	POSTAGE			364.78	0.00	0		
		Desc:									
40852	1083	EXPRESS PERSONNEL S	1	23575037	Yes	2020 8		2/26/2020	2/26/2020		\$1,001.80
		Desc:									
		Line	Account Number				AP Amount	Liq Amount	Project	Task	Category

CITY OF LAFAYETTE

A/P Control Report

from 2/15/2020 to 3/6/2020

Trans	Vendor	Name	Bank ID	Invoice	Posted	Fiscal Period	PO Nbr	Invoice Date	Due Date	Discount Date	Amount
		1 01.1.590		SERVICE CONTRACTS			333.93	0.00	0		
		Desc:									
		2 03.0.590		SERVICE CONTRACTS			333.93	0.00	0		
		Desc:									
		3 04.0.590		SERVICE CONTRACTS			333.94	0.00	0		
		Desc:									
40853	1083	EXPRESS PERSONNEL S	1	23603075	Yes	2020	8	2/26/2020	2/26/2020		\$610.45
		Desc:									
		Line		Account Number			AP Amount	Liq Amount	Project	Task	Category
		1		01.1.590			203.48	0.00	0		
		Desc:									
		2		03.0.590			203.48	0.00	0		
		Desc:									
		3		04.0.590			203.49	0.00	0		
		Desc:									
40854	1083	EXPRESS PERSONNEL S	1	23634508	Yes	2020	8	2/26/2020	2/26/2020		\$1,020.04
		Desc:									
		Line		Account Number			AP Amount	Liq Amount	Project	Task	Category
		1		01.1.590			340.03	0.00	0		
		Desc:									
		2		03.0.590			340.01	0.00	0		
		Desc:									
		3		04.0.590			340.00	0.00	0		
		Desc:									
40855	1083	EXPRESS PERSONNEL S	1	23664726	Yes	2020	8	2/26/2020	2/26/2020		\$820.69
		Desc:									
		Line		Account Number			AP Amount	Liq Amount	Project	Task	Category
		1		01.1.590			273.56	0.00	0		
		Desc:									
		2		03.0.590			273.56	0.00	0		
		Desc:									
		3		04.0.590			273.57	0.00	0		
		Desc:									

Fund 01 Total	10,436.12	0.00
Fund 03 Total	10,805.31	0.00
Fund 04 Total	11,818.97	0.00
Fund 05 Total	1,339.16	0.00
Fund 29 Total	155,363.63	0.00
Fund 35 Total	1,296.00	0.00
Fund 99 Total	18,359.13	0.00
Grand Total	209,418.32	0.00